

Adult Sexual Behavior and Pregnancy Outcomes

Key Findings

In 2008, about three-fourths (72%) of Auglaize County adults had sexual intercourse. Five percent of adults had more than one partner. Although often drastically underestimated, sexually transmitted infections (STIs or STDs) are one of the most common infections nationwide. Studies have shown that by age 24, 1 in 3 sexually active people will have contracted an STI. (Source: Planned Parenthood Federation of America, Inc.)

Adult Sexual Behavior

- ◆ Almost three-fourths (72%) of Auglaize County adults had sexual intercourse in the past year.
- ◆ 5% of adults reported they had intercourse with more than one partner in the past year, increasing to 7% of those under the age of 30.
- ◆ Auglaize County adults used the following methods for birth control: tubes tied (16%), condoms (18%), hysterectomy (17%), vasectomy (21%), birth control pill (13%), withdrawal (5%), and the rhythm method (5%).
- ◆ Auglaize County adults did not use birth control for the following reasons:
 - They or their partner had a hysterectomy, vasectomy, or their tubes tied (42%)
 - They thought they were too old (19%)
 - They wanted to get pregnant (8%)
 - They did not think they could get pregnant (7%)
 - They or their partner did not want to use birth control (7%)
- ◆ Auglaize County adults used a condom the last time to: prevent pregnancy (55%), both to prevent pregnancy and STDs (22%), don't know (11%), prevent STDs (8%), or some other reason (4%).
- ◆ Under one-third (30%) of adults had been tested for HIV. 18% had been tested not as part of a process of donating blood, increasing to 27% of those under the age of 30.
- ◆ About one in nine (11%) adults had engaged in sexual activity following alcohol or drug use that they would not have done if sober, increasing to 19% of those with incomes less than \$25,000.
- ◆ 8% of adults were forced to have sexual intercourse when they did not want to, increasing to 15% of females, 17% of those under the age of 30, and 18% of those with incomes less than \$25,000.

Facts About Sexually Transmitted Infections (STI) In The U.S.

- ❖ In 2000, nearly two-thirds of all STIs occurred in people less than 25 years of age.
- ❖ From 1987-2003, overall, the incidence of STIs was rising in the U.S., yet, chlamydia had declined in some areas that had screening and treatment programs.
- ❖ In 2002, the CDC reported that chlamydia infections were the most commonly reported STI in the U.S.
- ❖ The CDC has reported that nearly 40% of women with untreated chlamydia will develop pelvic inflammatory disease (PID) and approximately 20% of women with PID will become infertile.
- ❖ Young adults today are more likely to have multiple sexual partners during their lifetimes due to early initiation of sex, marrying later in life, and the increase in divorces.
- ❖ Many STIs are asymptomatic and can go undetected in both men and women.
- ❖ Some STIs are more common among African Americans and Hispanic individuals, including syphilis and gonorrhea.

(Source: CDC, Tracking the Hidden Epidemics: Trends in STDs in the United States 2000, CDC, STD Prevention, Chlamydia Fact Sheet, 2005 CDC Sexually Transmitted Disease Surveillance 2003 Supplement, and Planned Parenthood Federation of America, Inc.)

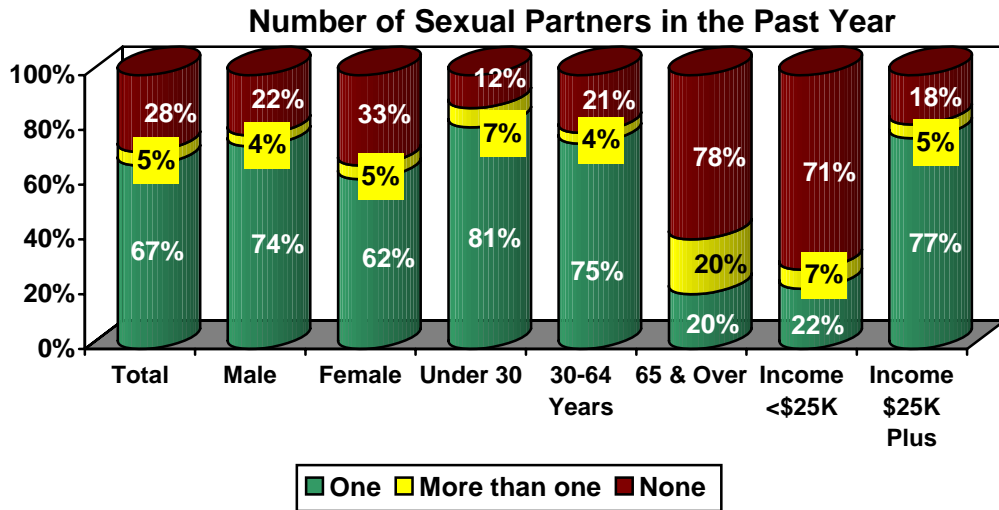
Risk Factors for Contracting Sexually Transmitted Infections

- ❖ Being female
- ❖ Living in a large urban area
- ❖ Using alcohol and other drug use during sex
- ❖ Not knowing the sexual history of a partner
- ❖ Having sex without a condom
- ❖ Having previous history of STD infection
- ❖ Being a person <25 years of age
- ❖ Having multiple partners
- ❖ Having sex with a new partner or at the first meeting
- ❖ Exchanging sex for money or drugs

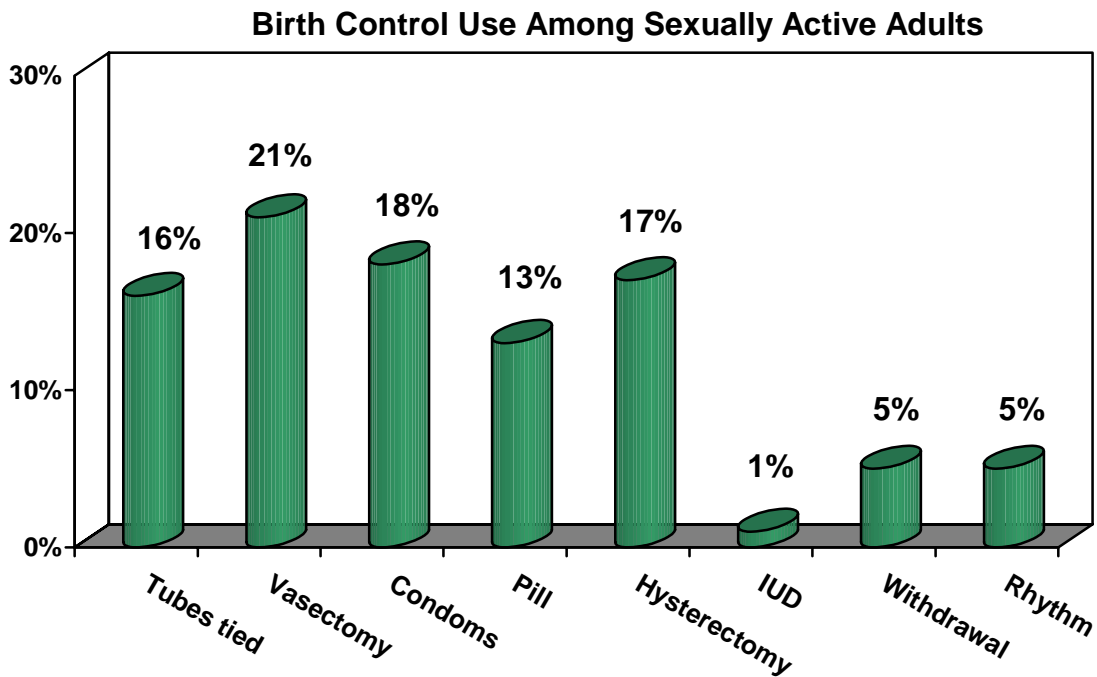
(Source: The Naked Truth about STDs, Pfizer, Inc., <http://www.unspeakable.com>)

Adult Sexual Behavior and Pregnancy Outcomes

The following graphs show the sexual activity of the Auglaize County adults and the percentage that used various forms of birth control. Examples of how to interpret the information in graph one include: 67% of all Auglaize County adults had one sexual partner in the last 12 months and 5% had more than one, and 74% of males had one partner in the past year.



*Respondents were asked:
 "During the past 12 months, with how many different people have you had sexual intercourse?"*

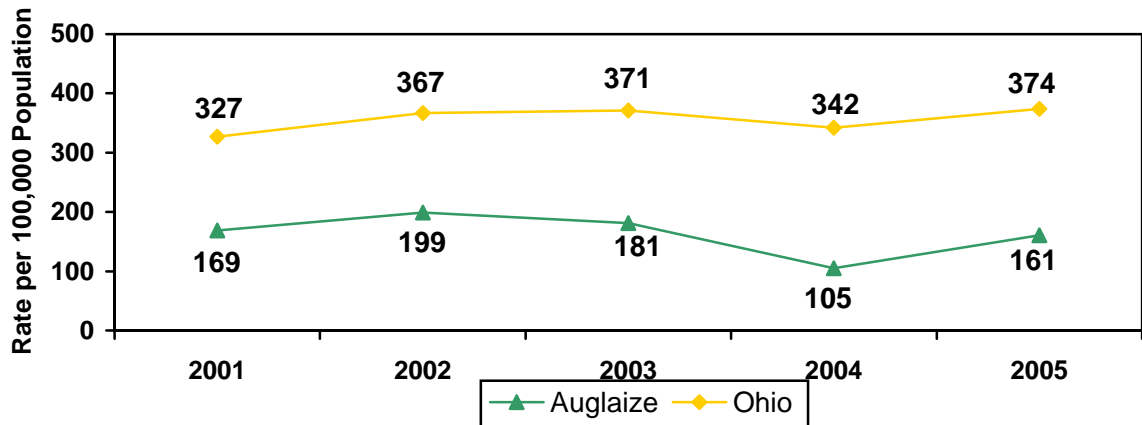


Adult Sexual Behavior and Pregnancy Outcomes

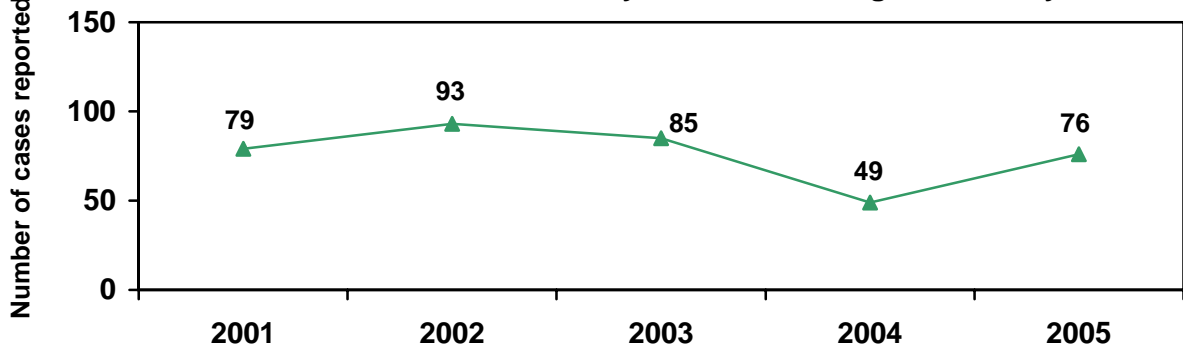
The following graphs show Auglaize County chlamydia and gonorrhea disease rates per 100,000 population updated March 1, 2007 by the Ohio Department of Health. The graphs show that:

- ◆ Auglaize County chlamydia rates decreased in 2004 only to increase in 2005. These rates remained well below state rates.
- ◆ In 2003, the U.S. chlamydia rate was 304 per 100,000 population.

Chlamydia Annualized Disease Rates for Auglaize County and Ohio



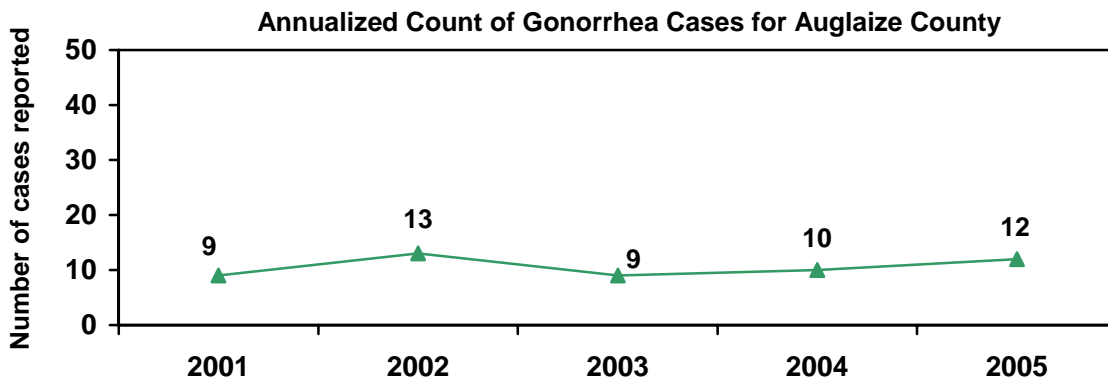
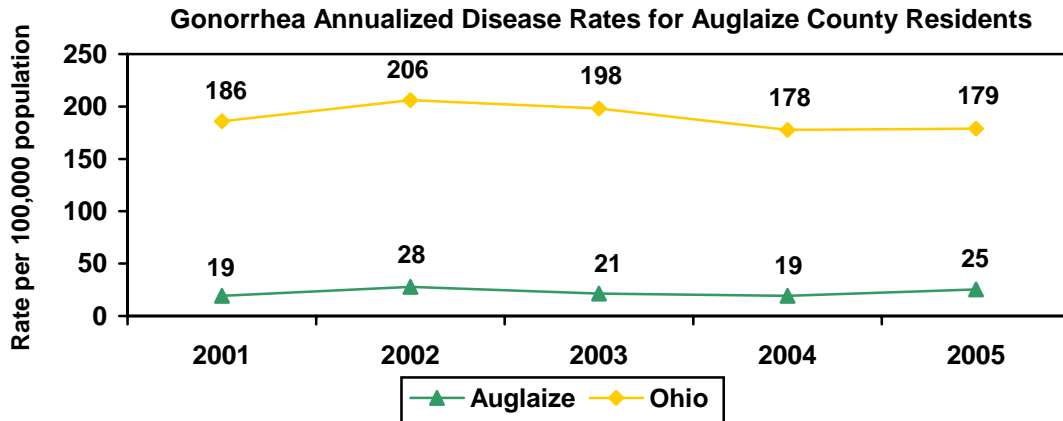
Annualized Count of Chlamydia Cases for Auglaize County



(Source: ODH Information Warehouse Updated 3-1-07)

Adult Sexual Behavior and Pregnancy Outcomes

- ◆ The Auglaize County gonorrhea rate decreased from 2001 to 2005.
- ◆ The Ohio gonorrhea rate decreased from 2002 to 2004 and then increased slightly in 2005.
- ◆ In 2003, the U.S. gonorrhea rate for the total population was 116.2 per 100,000 population.
- ◆ The Healthy People 2010 objective for gonorrhea is 19.0 per 100,000 population.



(Source for graphs: ODH Information Warehouse)

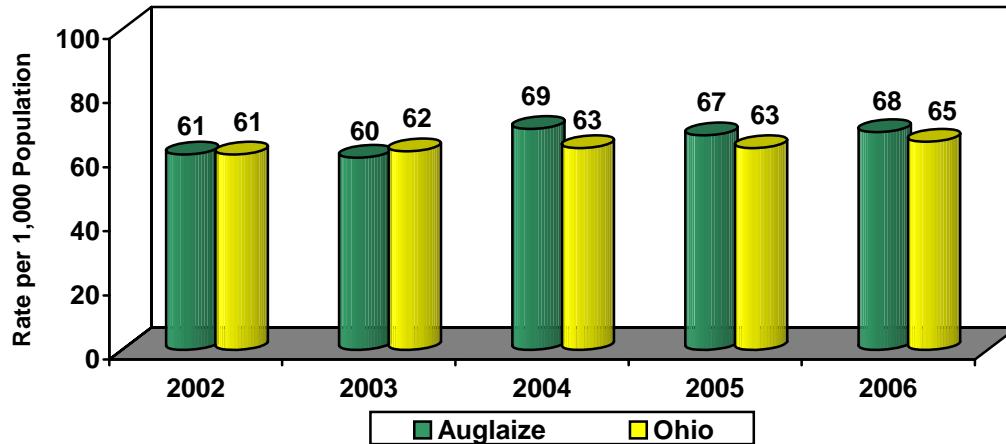
Adult Sexual Behavior and Pregnancy Outcomes

Pregnancy Outcomes

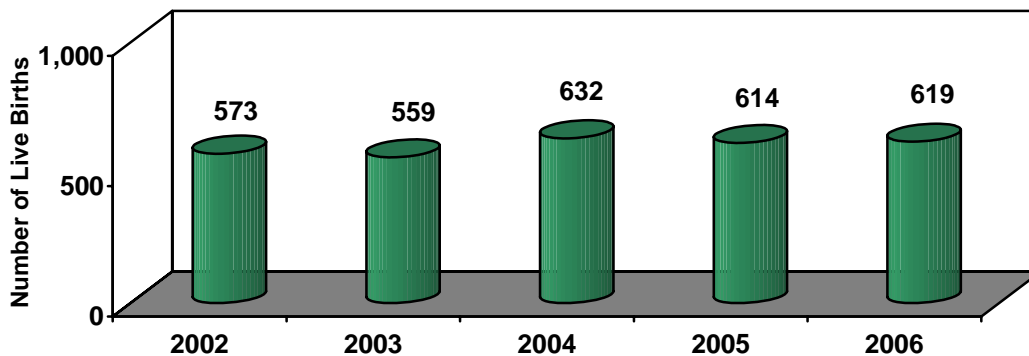
**Please note that the pregnancy outcomes data includes all births to adults and adolescents.*

- ◆ From 2002-2006, there was an average of 599 live births per year in Auglaize County.
- ◆ In 2004, the U.S. birth rate was 66.3 per 1,000 women (*Source: National Center for Health Statistics 2004*).

Auglaize County and Ohio Birth Rates



Auglaize County Total Live Births



(Source: ODH Information Warehouse)

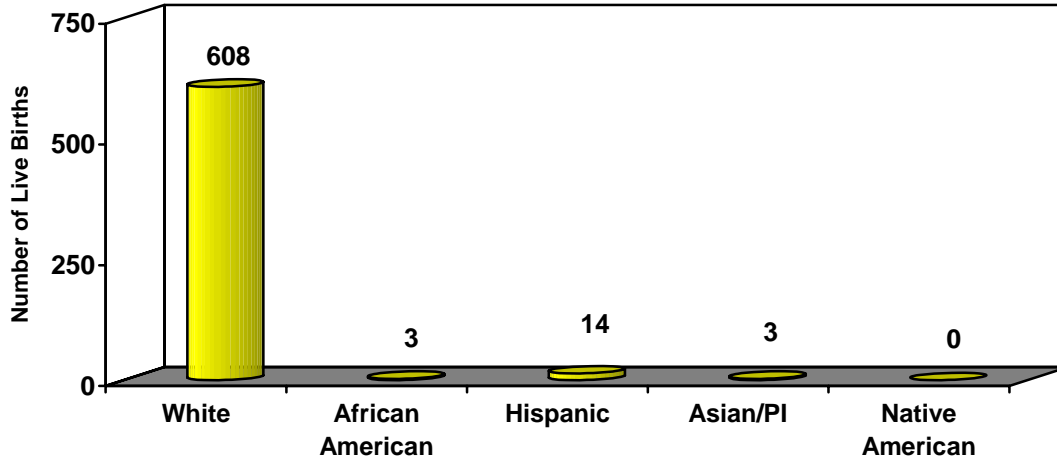
Adult Sexual Behavior and Pregnancy Outcomes

Pregnancy Outcomes

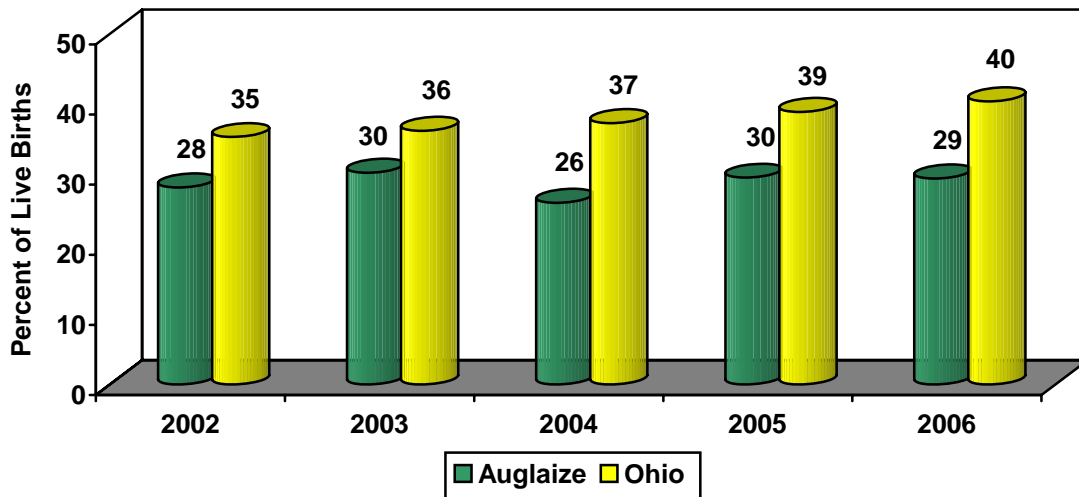
**Please note that the pregnancy outcomes data includes all births to adults and adolescents.*

- ◆ In 2004, 35.7% of U.S. births were to unwed mothers (*Source: National Center for Health Statistics 2004*).

**Auglaize County Total Live Births By Race/Ethnicity
2005**



Auglaize County Unwed Births



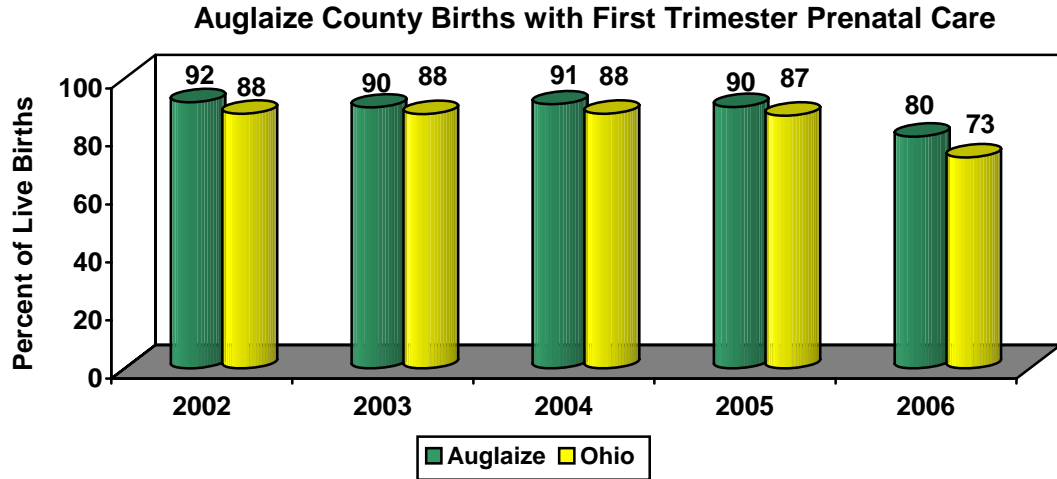
(Source for Graphs: ODH Information Warehouse)

Adult Sexual Behavior and Pregnancy Outcomes

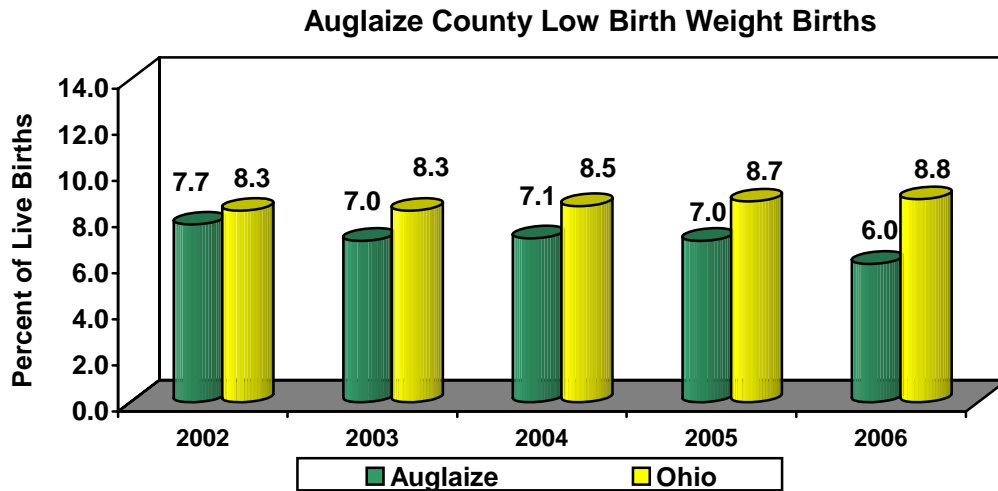
Pregnancy Outcomes

**Please note that the pregnancy outcomes data includes all births to adults and adolescents*

- ◆ In 2004, 84% of U.S. mothers received prenatal care during the first three months of pregnancy (*Source: National Center for Health Statistics 2004*).
- ◆ In 2004, 8.1% of all U.S. live births were low birth weight births (*Source: National Center for Health Statistics 2004*).



Source for Graphs: ODH Information Warehouse



Low Birth Weight: < 2,500 grams
Source for Graph: ODH Information Warehouse