

Auglaize County Community Health Assessment

Executive Summary

This executive summary provides an overview of health-related data for Auglaize County adults (19 years of age and older) and youth (ages 12 through 18) who participated in a county-wide health assessment survey during 2008. The findings are based on self-administered surveys using a structured questionnaire. The questions were modeled after the survey instruments used by the Centers for Disease Control and Prevention for their national and state Behavioral Risk Factor Surveillance System (BRFSS) and Youth Risk Behavior Surveillance System (YRBSS). The Healthy Communities Foundation of the Hospital Council of Northwest Ohio collected the data, guided the health assessment process and integrated sources of primary and secondary data into the final report.

Primary Data Collection Methods

Design

This community health assessment was cross-sectional in nature and included a written survey of both adults and adolescents within Auglaize County. From the beginning, community leaders were actively engaged in the planning process and helped define the content, scope, and sequence of the study. Active engagement of community members throughout the planning process is regarded as an important step in completing a valid needs assessment.

Instrument Development

Two survey instruments were designed and pilot tested for this study: one for adults and one for adolescents. As a first step in the design process, health education researchers from the University of Toledo and staff members from the Hospital Council of NW Ohio met to discuss potential sources of valid and reliable survey items that would be appropriate for assessing the health status and health needs of adults and adolescents. The investigators decided to derive the majority of the adult survey items from the Behavioral Risk Factor Surveillance System Survey. The majority of the survey items for the adolescent survey were derived from the Youth Risk Behavior Surveillance System survey.

The Project Coordinator from the Hospital Council of NW Ohio conducted a series of meetings with the planning committee from Auglaize County. During these meetings, banks of potential survey questions from the BRFSS and YRBSS surveys were reviewed and discussed. Based on input from the Auglaize County planning committee, the Project Coordinator composed a draft of a survey containing 114 items. This draft was reviewed and approved by health education researchers at the University of Toledo.

Sampling

Adult Survey

Adults ages 19 and over living in Auglaize County were used as the sampling frame for the adult survey. Since U.S. Census Bureau age categories do not correspond exactly to this age parameter, the investigators calculated the population of 15-74 year olds living in Auglaize County. There were 32,620 persons between the ages of 15-74 living in Auglaize County. The investigators conducted a power

Primary Data Collection Methods

analysis to determine what sample size was needed to ensure a 95% confidence level with a corresponding confidence interval of 5% (i.e., we can be 95% sure that the “true” population responses are within a 5% margin of error of the survey findings.) A sample size of at least 380 responding adults was needed to ensure this level of confidence. The random sample of mailing addresses of adults from Auglaize County was obtained from American Clearinghouse in Louisville, KY.

Procedure

Adult Survey

Prior to mailing the survey to adults, an advance letter was mailed to 800 adults in Auglaize County. This advance letter was personalized, printed on Auglaize County Health Assessment Steering Committee stationery and was signed by Charlotte Parsons, Health Commissioner, Auglaize County General Health District. The letter introduced the county health assessment project and informed the readers that they may be randomly selected to receive the survey. The letter also explained that the respondents’ confidentiality would be protected and encouraged the readers to complete and return the survey promptly if they were selected.

Two weeks following the advance letter, a three-wave mailing procedure was implemented to maximize the survey return rate. The initial mailing included a personalized hand signed cover letter (on Auglaize County Health Assessment Steering Committee stationery) describing the purpose of the study; a questionnaire printed on colored paper; a self-addressed stamped return envelope; and a \$2 incentive. Approximately two weeks after the first mailing, a second wave mailing included another personalized cover letter encouraging them to reply, another copy of the questionnaire on colored paper, and another reply envelope. A third wave postcard was sent two weeks after the second wave mailing. Surveys returned as undeliverable were not replaced with another potential respondent. The response rate for the mailing was 73% (n=578). This return rate and sample size means that the responses in the health assessment should be representative of the entire county.

Adolescent Survey

Schools and grades were randomly selected. Each student in that grade had to have an equal chance of being in the class that was selected, such as a general English or health class. Classrooms were chosen by the school principal. Passive permission slips were mailed home to parents of any student whose class was selected to participate. The response rate was 89% (n=427). The number needed to have adequate power was 368. The survey contained 75 questions and had a multiple choice response format.

Data Analysis

Individual responses were anonymous and confidential. Only group data are available. All data were analyzed by health education researchers at the University of Toledo using SPSS 12.0. Crosstabs were used to calculate descriptive statistics for the data presented in this report. To be representative of Auglaize County, the data collected was weighted by age, gender, race, and income using 2000 census data. Multiple weightings were created based on this information to account for different types of analyses. For more information on how the weightings were created and applied, see Appendix iii.

Primary Data Collection Methods

Limitations

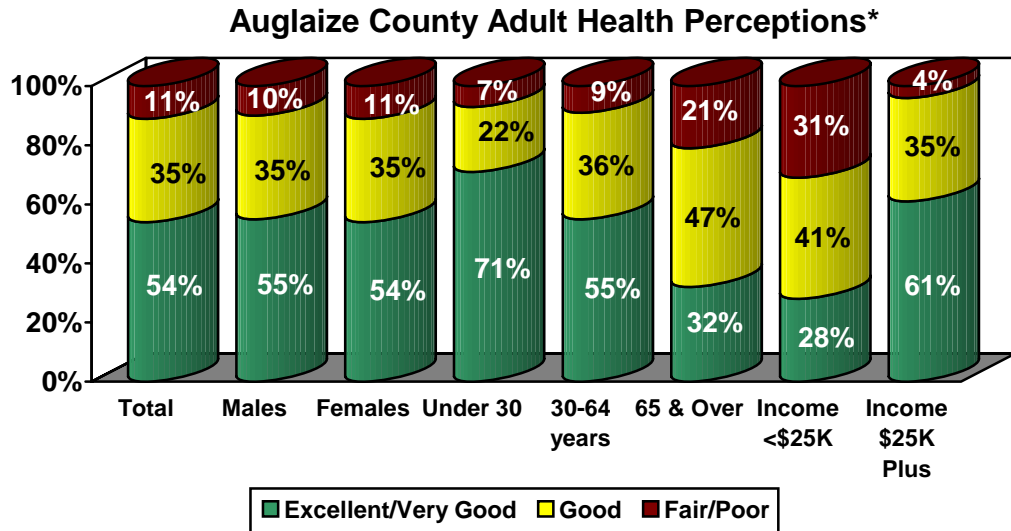
As with all county assessments, it is important to consider the findings in light of all possible limitations. First, the Auglaize County adult assessment had a very high response rate (73%). However, if any important differences existed between the respondents and the non-respondents regarding the questions asked, this would represent a threat to the external validity of the results (the generalizability of the results to the population of Auglaize County). In other words, if the one-third of those who were sent the survey would have answered the questions significantly differently than the two-thirds who did respond, the results of this assessment would under-represent or over-represent their perceptions and behaviors. If there were little to no differences between respondents and non-respondents, then this would not be a limitation.

Also, it is important to note that, although several questions were asked using the same wording as the CDC questionnaires, the adult data collection method differed. CDC adult data were collected using a set of questions from the total question bank and adults were asked the questions over the telephone rather than as a mail survey. The youth CDC survey was administered in schools in a similar fashion as this county health assessment.

Data Summary

Health Perceptions

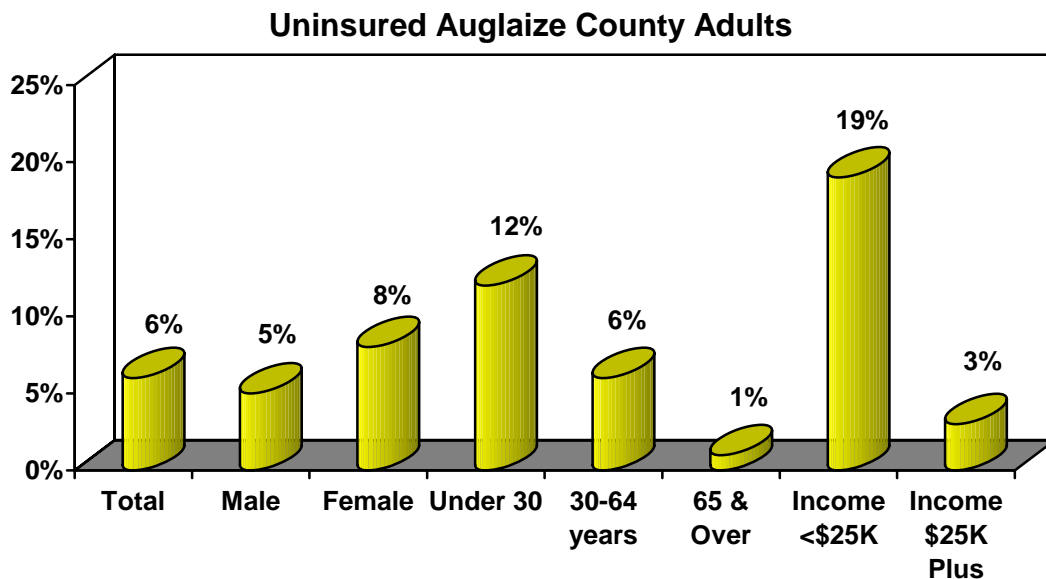
In 2008, over half (54%) of the Auglaize County adults rated their health status as excellent or very good. Conversely, 11% of the adults increasing to 21% of those over the age of 65 described their health as fair or poor.



*Respondents were asked: "Would you say that in general your health is excellent, very good, good, fair or poor?"

Health Care Coverage

The 2008 health assessment data has identified that 6% of Auglaize County adults were without health care coverage. Those most likely to be uninsured were adults under age 30 and those with an income level under \$25,000. In Auglaize County, 7% of residents live below the poverty level. (Source U.S. Census, 2005)



Data Summary

Health Care Access

The 2008 health assessment project identified that 14% of Auglaize County adults could not access the health care they needed at some time in the past year because of the cost. Almost half (45%) of adults had visited a doctor for a routine visit within the past year

Cardiovascular Health

Major cardiovascular diseases (heart disease and stroke) accounted for 38% of all Auglaize County adult deaths from 2004-2006 (Source: ODH Information Warehouse). The 2008 Auglaize County health assessment found that 6% of adults had a heart attack and 4% had a stroke at some time in their life. Over one-third (35%) of Auglaize County adults have been diagnosed with high blood pressure and 30% have high blood cholesterol, two known risk factors for heart disease and stroke.

Auglaize County Leading Types of Death 2004-2006

Total Deaths: 1,372

1. Heart Disease (31% of all deaths)
2. Cancers (23%)
3. Stroke (7%)
4. Chronic Lower Respiratory Diseases (6%)
5. Accidents (Unintentional injuries) (4%)

(Source: ODH Information Warehouse, updated 12-5-07)

Cancer

Ohio Department of Health statistics indicate that from 1998-2006, a total of 920 Auglaize County residents died from cancer, the second leading cause of death in the county. The American Cancer Society advises that reducing tobacco use, increasing cancer education and awareness, changing diet and exercise habits, and early detection may reduce overall cancer deaths.

Auglaize County Incidence of Cancer, 2003

- ❖ **All Types: 205 cases**
- ❖ Colon and Rectum: 28 cases (14%)
- ❖ Breast: 27 cases (13%)
- ❖ Lung and Bronchus: 21 cases (10%)
- ❖ Prostate: 20 cases (10%)

From 2004-2006, there were 310 cancer deaths in Auglaize County.

(Source: Ohio Cancer Incidence Surveillance System & ODH Information Warehouse)

Asthma, Arthritis, and Diabetes

According to the Auglaize County survey data, 27% of Auglaize County adults were diagnosed with arthritis. The Centers for Disease Control and Prevention (CDC) estimates that 1 of every 3 U.S. adults is affected by arthritis or chronic joint symptoms (CJS). Nine percent of Auglaize County adults had been diagnosed with asthma. In 2008, 8% of Auglaize County adults had been diagnosed with diabetes.

Diabetes Facts

- ❖ Diabetes was the 7th leading cause of death in Auglaize County for 2004-2006.
- ❖ In 2004-2006, Auglaize County age-adjusted mortality rates per 100,000 for diabetes by gender were 31.1 for males (35.3 Ohio) and 22.6 (25.6 Ohio) deaths for females.

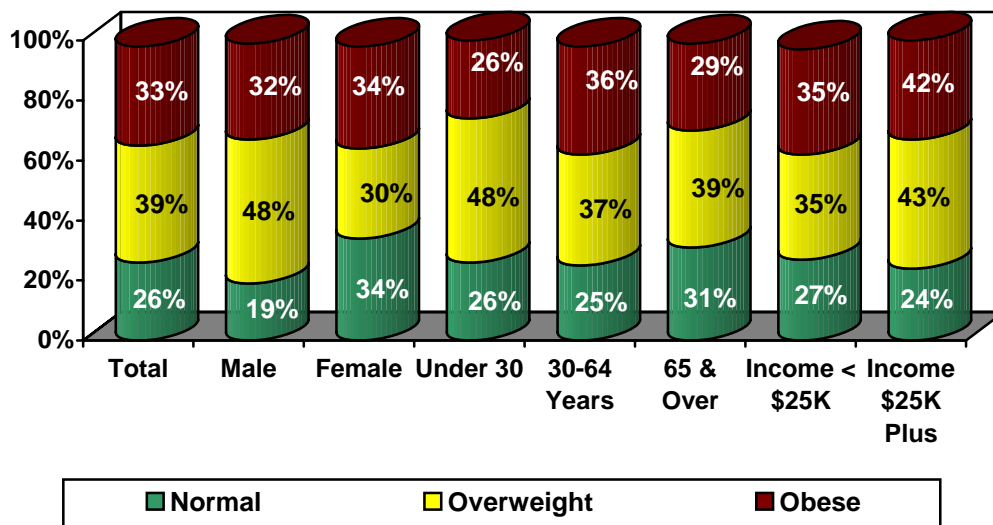
(Source: American Heart Association, ODH, Information Warehouse)

Data Summary

Adult Weight Control

The 2008 Health Assessment project identified that 72% of Auglaize County adults were overweight or obese for their height and weight. The 2007 BRFSS had indicated that 28% of Ohio and 26% of U.S. adults were obese by BMI. One-third (33%) of Auglaize County adults were obese. Half (50%) of adults were trying to lose weight. 31% of the adults had not been participating in any physical activities or exercise in the past week.

Adult BMI Classifications



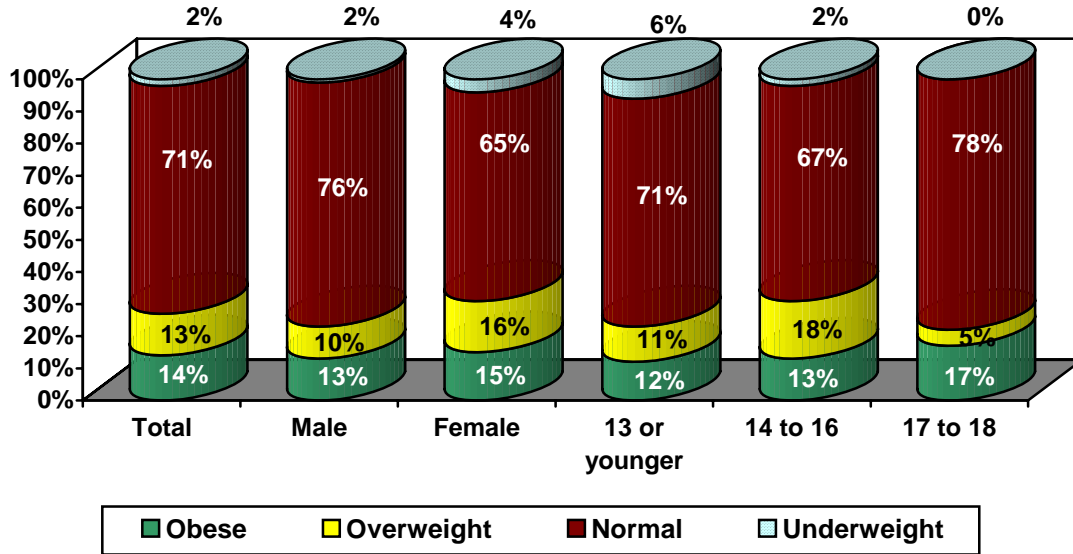
(Percentages may not equal 100% due to those who were classified as underweight are not included.)

Youth Weight Control

The 2008 Health Assessment identified that 14% of Auglaize County youth were obese, according to Body Mass Index (BMI) by age for males and females. When asked how they would describe their weight, 30% of Auglaize County youth reported that they were slightly or very overweight. Females (58%) were more likely than males to be trying to lose weight.

Data Summary

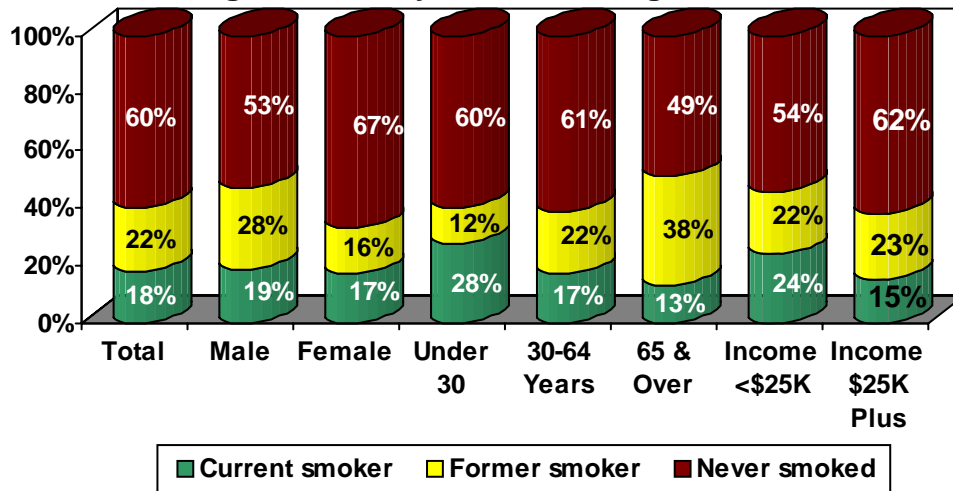
Auglaize County Youth BMI Classifications



Adult Tobacco Use

In 2008, 18% of Auglaize County adults were current smokers and 22% were considered former smokers. In 2007, the American Cancer Society (ACS) stated that tobacco use was the most preventable cause of disease and early death in the United States, accounting for approximately 438,000 premature deaths each year from 1997-2001. ACS estimated that tobacco use would be linked to approximately 168,000 cancer deaths in 2007. *(Source: Cancer Facts & Figures, American Cancer Society, 2007)*

Auglaize County Adult Smoking Behaviors



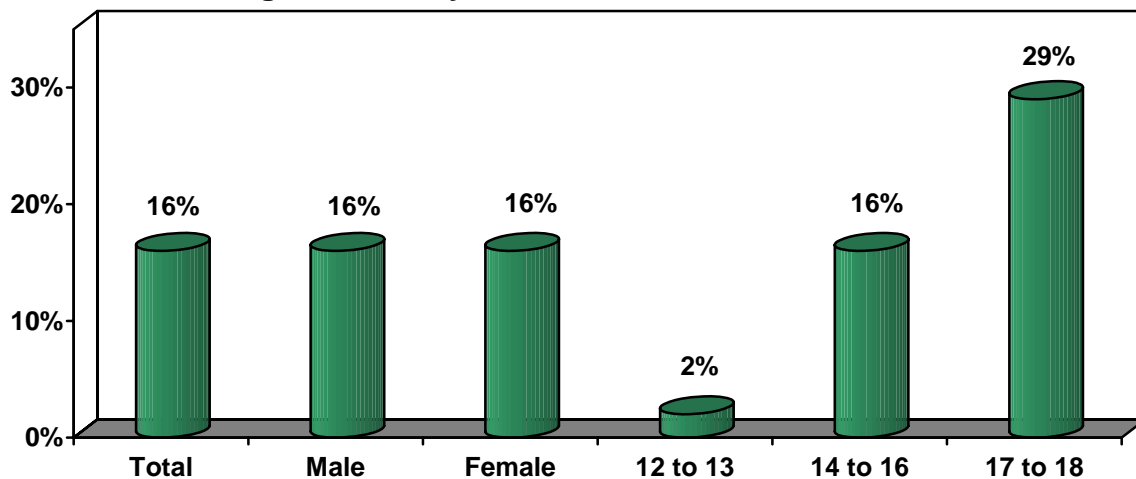
*Respondents were asked:
 "Have you smoked at least 100 cigarettes in your entire life?
 If yes, do you now smoke cigarettes everyday, some days or not at all?"*

Data Summary

Youth Tobacco Use

The 2008 health assessment identified that 16% of Auglaize County youth (ages 12-18) were smokers increasing to 29% of those who were 17-18 years old. Overall, 10% of Auglaize County youth indicated they had used chewing tobacco in the past month. Of those youth who currently smoked, 40% had tried to quit. The 2003 NW Ohio Strategic Alliance for Tobacco Control survey results were included for additional youth tobacco use and opinion information. The two data sets cannot be directly compared as the Alliance survey included youth in grades 4-12.

Auglaize County Youth Who Are Current Smokers



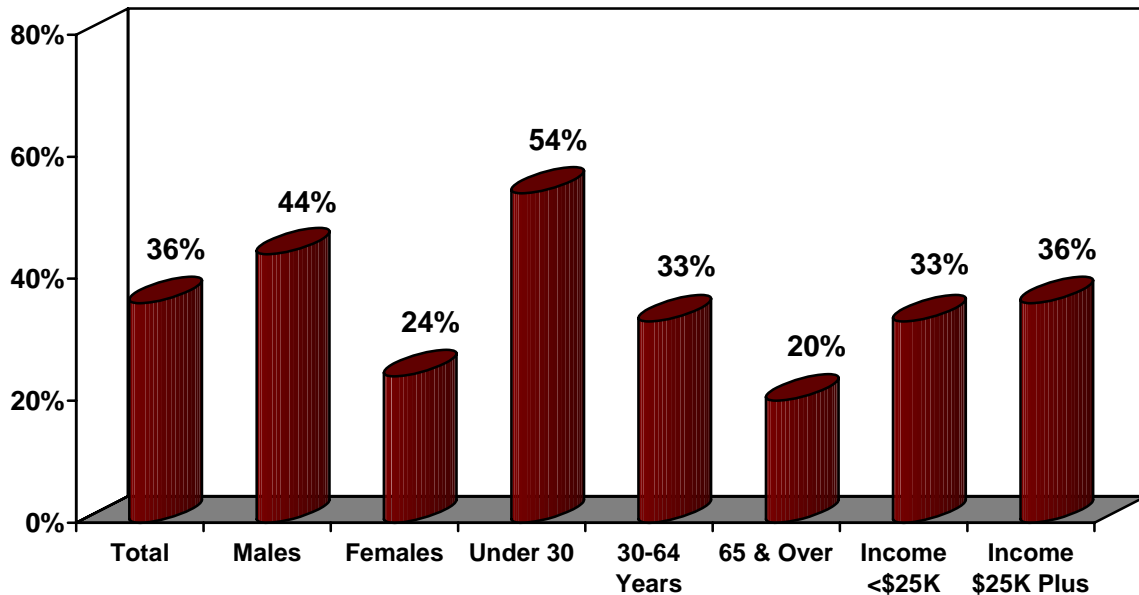
Current smokers are those who have smoked at any time during the past 30 days.

Adult Alcohol Consumption

In 2008, the health assessment indicated that 10% of Auglaize County adults were considered frequent drinkers (drank an average of three or more days per week, per CDC guidelines). Thirty-six percent of adults who drink had five or more drinks on one occasion (binge drinking) in the past month. Sixteen percent of adults drove after having alcoholic beverages.

Data Summary

Auglaize County Adult Drinkers Who Binge Drank in Past Month*

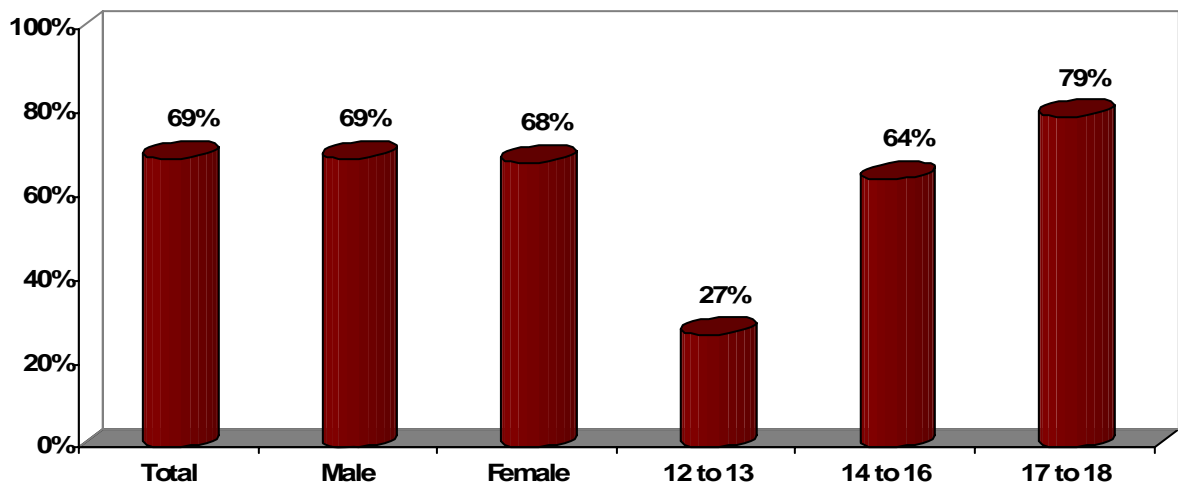


**Based on adults who have drunk alcohol in the past month. Binge drinking is defined as having five or more drinks on an occasion. Adults must have reported drinking five or more drinks on an occasion at least once in the previous month.*

Youth Alcohol Consumption

In 2008, the health assessment results indicated that 60% of Auglaize County youth had drunk at least one drink of alcohol in their life increasing to 87% of youth seventeen and older. One-third (33%) of those who drank, took their first drink before the age of 12. Almost two-fifths (38%) of all Auglaize County youth and 61% of those 17-18 years had at least one drink in the past 30 days. Over two-thirds (69%) of the youth who reported drinking in the past 30 days had at least one episode of binge drinking. 8% of all youth drivers had driven a car in the past month after they had been drinking alcohol.

Auglaize County Youth Current Drinkers Binge Drinking in Past Month*



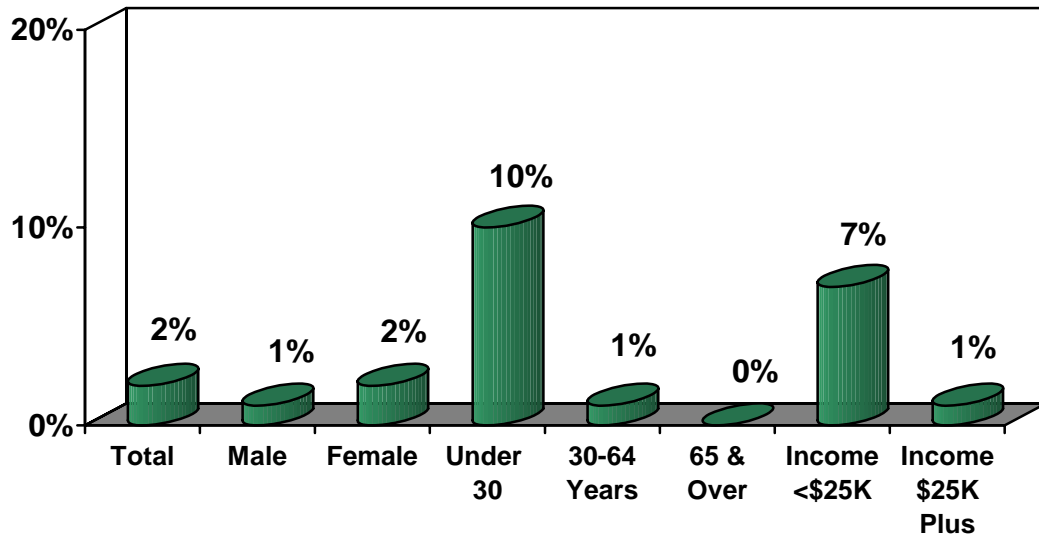
Binge drinking is defined as having five or more drinks on an occasion.

Data Summary

Adult and Youth Marijuana and Other Drug Use

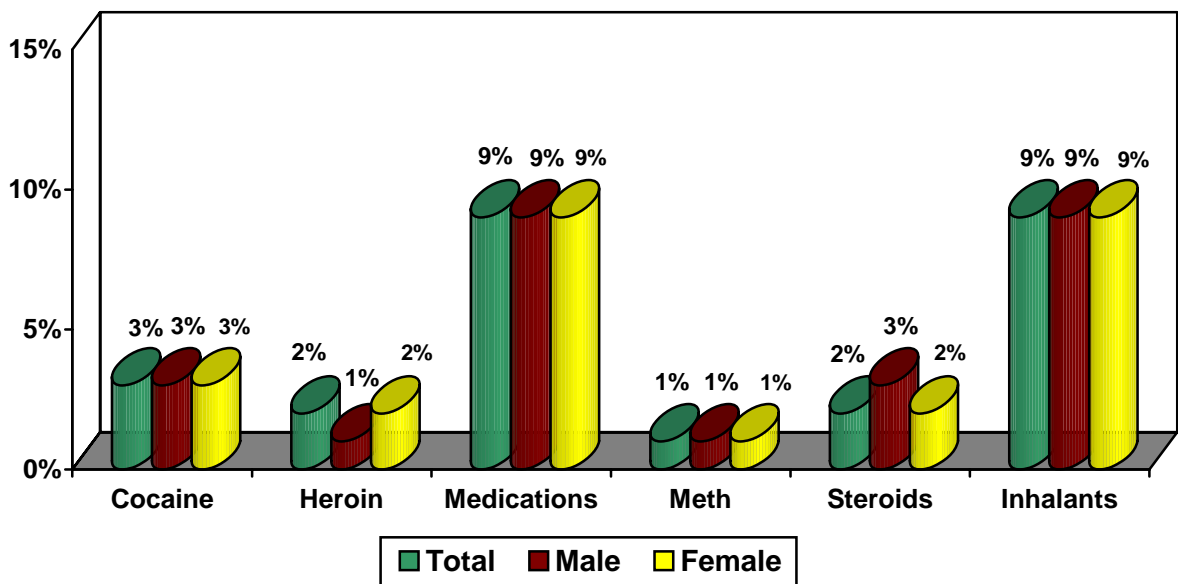
In 2008, 2% of Auglaize County adults had used recreational drugs during the past 6 months. 8% of Auglaize County youth had used marijuana at least once in the past 30 days, increasing to 14% of youth ages 17 and older. During the past 12 months, 10% of Auglaize County youth had someone offer, sell, or give them an illegal drug on school property.

Auglaize County Adult Recreational Drug Use in Past 6 Months*



*Includes marijuana, methamphetamines, cocaine, heroin, LSD, inhalants and Ecstasy

Auglaize County Youth Lifetime Drug Use

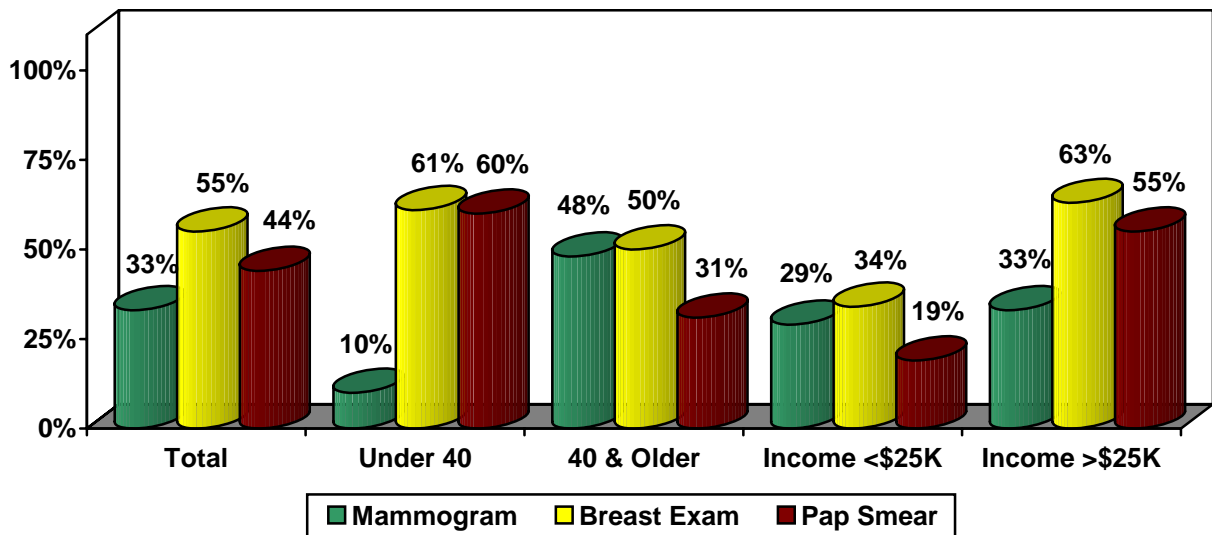


Data Summary

Women's Health

In 2008, one-third (33%) of women reported having a mammogram in the past year increasing to 48% of women ages 40 and over. Over half (55%) of Auglaize County women ages 19 and over have had a clinical breast exam and 44% have had a Pap smear to detect cancer of the cervix in the past year. Major cardiovascular diseases (heart disease and stroke) accounted for 39% and cancers accounted 21% of all female deaths in Auglaize County from 2004-2006. The health assessment determined that 5% of women had a heart attack, and 5% had a stroke at some time in their life. Over one-third (36%) had high blood pressure, 26% had high blood cholesterol, and 17% were identified as smokers, known risk factors for cardiovascular diseases.

Women's Health Exams Within the Past Year

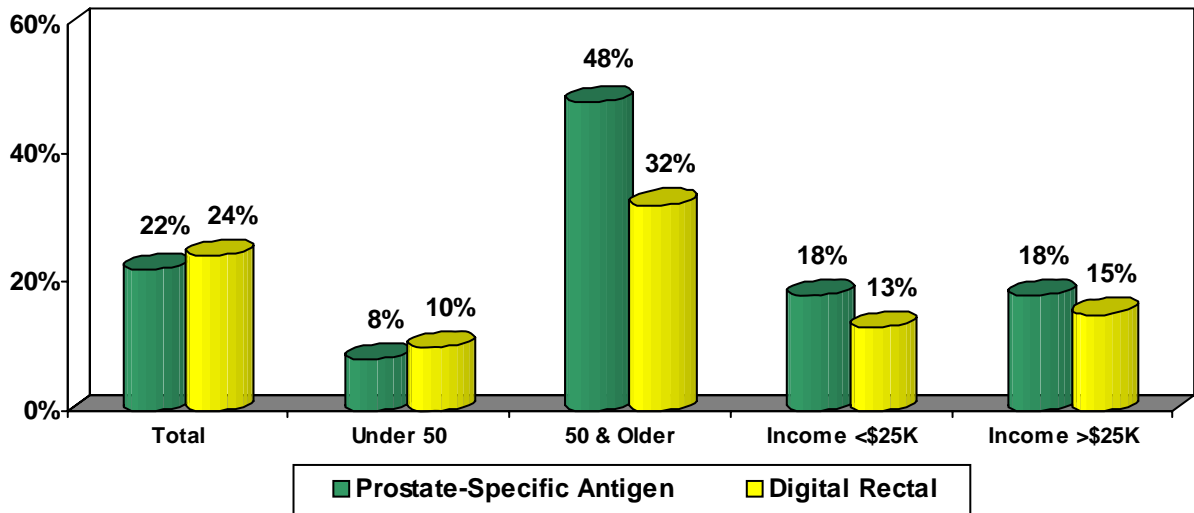


Men's Health

In 2008, over one-third of Auglaize County males (37%) had a Prostate-Specific Antigen (PSA) test during their lifetime. Over half (55%) had a digital rectal exam at some time. Major cardiovascular diseases (heart disease and stroke) accounted for 36% and cancers accounted for 25% of all male deaths in Auglaize County from 2004-2006. The health assessment determined that 7% of men had a heart attack, and 3% had a stroke at some time in their life. Over one-third (34%) of men had been diagnosed with high blood pressure, 34% had high blood cholesterol, and 19% were identified as smokers, which, along with obesity, are known risk factors for cardiovascular diseases.

Data Summary

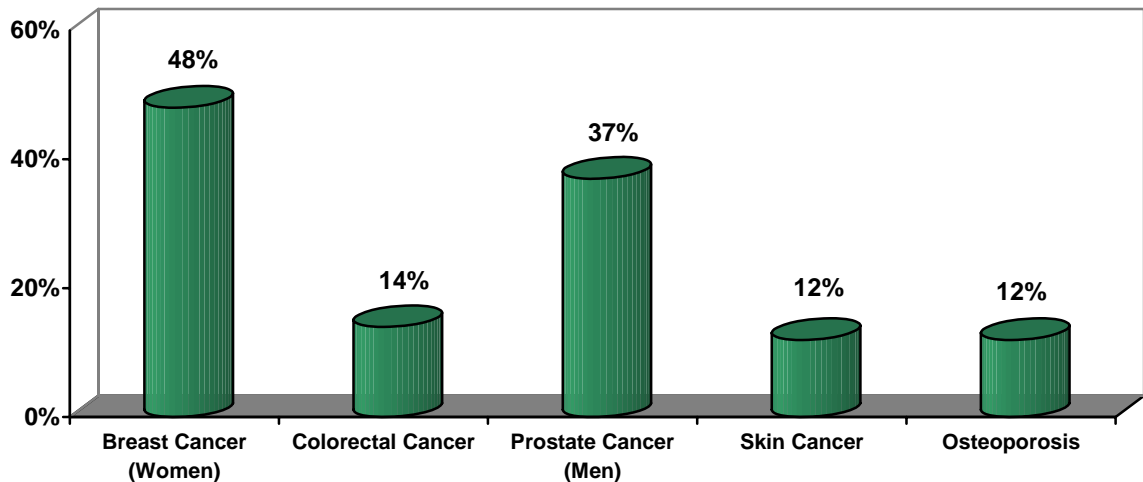
Men's Health Exams Within the Past Year



Preventive Medicine and Health Screenings

The 2008 health assessment indicated that 23% of Auglaize County adults had received a pneumonia vaccination at sometime in their life. Over one-third (38%) of adults had a flu shot during the past 12 months.

Percent of Auglaize County Adults Receiving Preventive Testing From Health Care Professionals in the Past Two Years



Data Summary

Adult Sexual Behavior & Pregnancy Outcomes

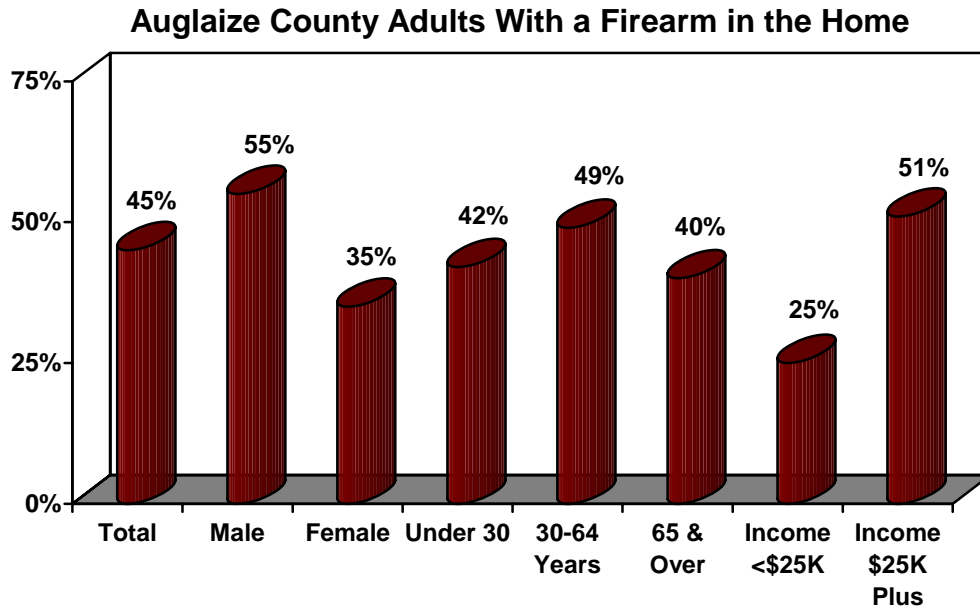
In 2008, about three-fourths (72%) of Auglaize County adults had sexual intercourse. Five percent of adults had more than one partner. Although often drastically underestimated, sexually transmitted infections (STIs or STDs) are one of the most common infections nationwide. Studies have shown that by age 24, 1 in 3 sexually active people will have contracted an STI. (Source: Planned Parenthood Federation of America, Inc.)

Youth Sexual Behavior & Pregnancy Outcomes

In 2008, one-quarter (25%) of Auglaize County youth have had sexual intercourse, increasing to 50% of those ages 17 and over. Of those who were sexually active, 39% had one sexual partner. According to the Centers for Disease Control and Prevention (CDC), early sexual activity is associated with unwanted pregnancy, sexually transmitted diseases (STDs), and negative effects on social and psychological development. In addition, activities that may contribute to early sexual activity include alcohol and drug abuse (Source: CDC, Youth Risk Behavior Surveillance System (YRBSS) Question Rationale, Sexual Behaviors, 2005).

Quality of Life

About 1 in 6 (16%) of Auglaize County adults in 2008 reported they were limited in some way because of a physical, mental or emotional problem. The health assessment identified that 45% of Auglaize County adults kept a firearm in or around their home.

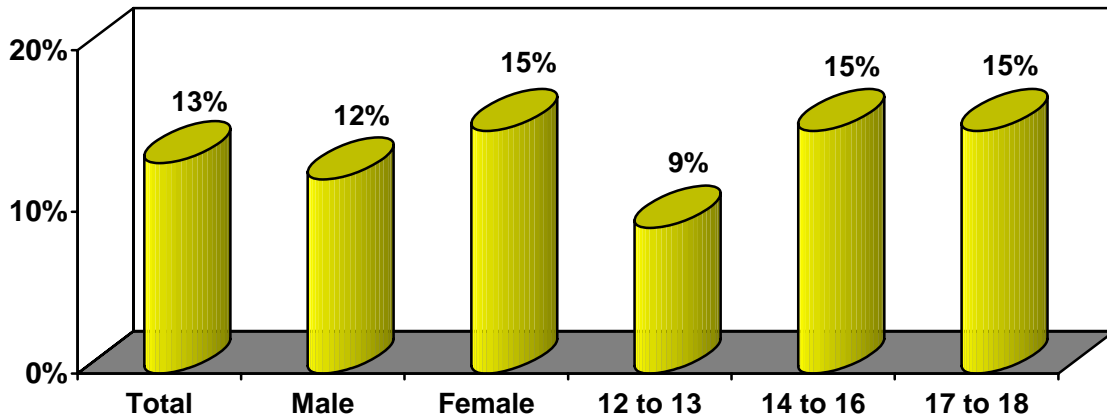


Mental Health and Suicide

In 2008, 5% of Auglaize County adults considered attempting suicide. The health assessment results indicated that 13% of Auglaize County youth had seriously contemplated suicide in the past year and 6% admitted actually attempting suicide in the past year.

Data Summary

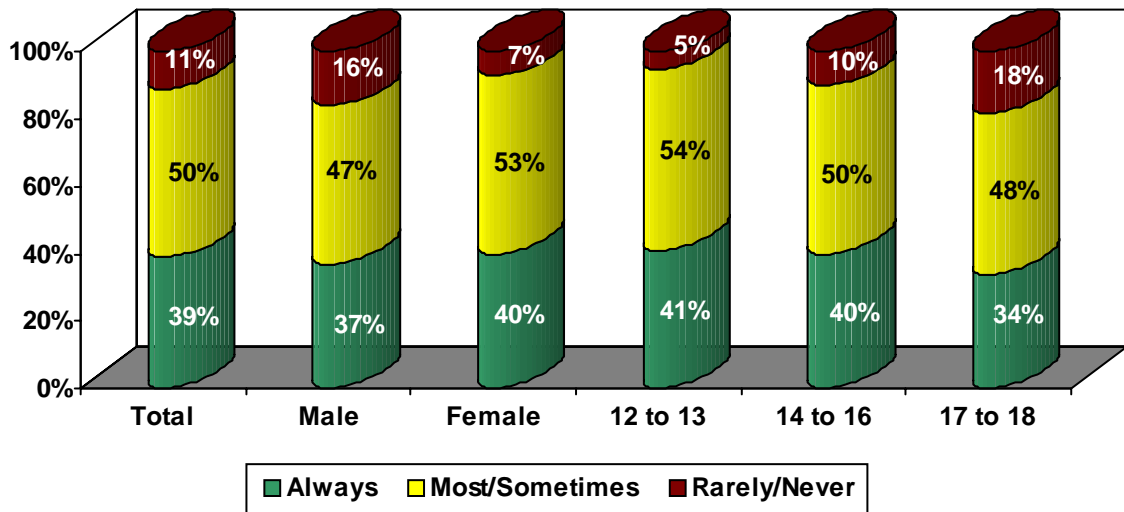
Auglaize County Youth Contemplated Suicide in Past 12 Months



Youth Safety

In 2008, under two-fifths (39%) of Auglaize County youth self-reported that they always wore a seatbelt when riding in a car driven by someone else. 58% of Auglaize County youth had been to the doctor for a routine check-up in the past year.

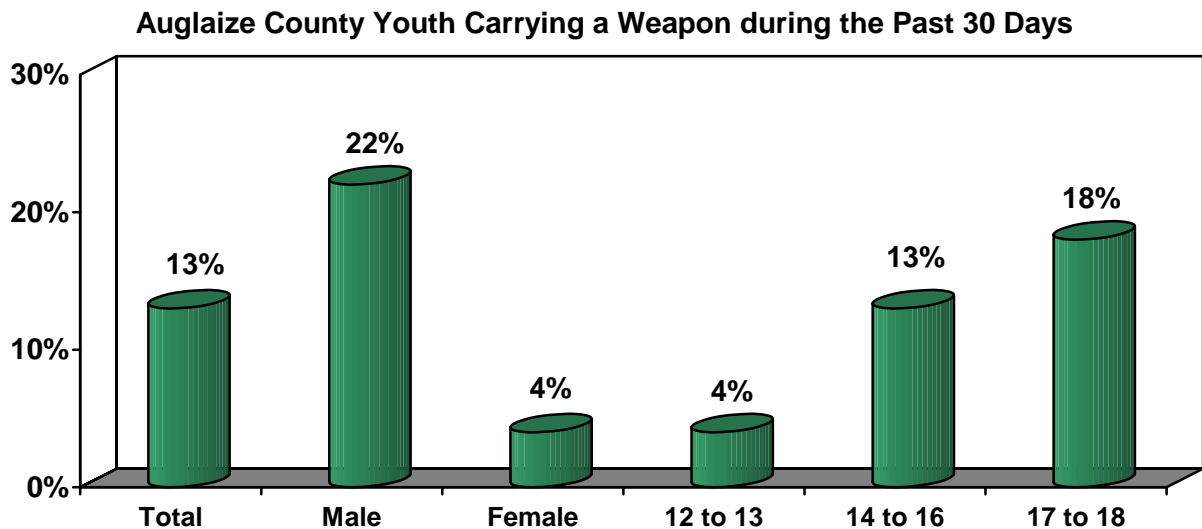
Auglaize County Youth Seatbelt Use in the Past Month



Data Summary

Youth Violence

In Auglaize County, 12% of the youth had carried a weapon in the past month and 2% indicated they brought it to school. 8% of youth had been threatened or were injured by a weapon on school property.



Oral Health

The 2008 health assessment project has determined that under two-thirds (63%) of Auglaize County adults had visited a dentist or dental clinic in the past year. The 2006 BRFSS reported rates of 70% of U.S. adults and 73% of Ohioans had their teeth cleaned in the previous twelve months. Over three-fourths (77%) of Auglaize youth had visited the dentist for a check-up, exam, teeth cleaning, or other dental work in the past year.

Youth Data Summary

Youth Variables	Auglaize County 2008 (6-12 grade)	Ohio 2007 (9-12 grade)	U.S. 2007 (9-12 grade)
Injury-Related Behaviors			
Rode with a drunk driver in past 30 days	23%	23%	29%
Carried a weapon in past 30 days	13%	17%	18%
Involved in a physical fight in past 12 months	25%	30%	36%
Involved in a physical fight on school property in past 12 months	9%	9%	12%
Threatened or injured with a weapon on school property in past 12 months	4%	8%	8%
Seriously considered suicide in past 12 months	13%	13%	15%
Attempted suicide in past 12 months	6%	7%	7%
Alcohol Use			
Ever had at least one drink of alcohol in lifetime	60%	76%	75%
Used alcohol during past 30 days	38%	46%	45%
Binged during past 30 days (5 or more drinks in a couple of hours on an occasion)	26%	29%	26%
Tobacco Use			
Lifetime cigarette use (ever tried cigarette smoking, even 1 or 2 puffs)	30%	51%	50%
Used cigarettes on one or more of the past 30 days	16%	22%	20%
Used smokeless tobacco in past 30 days	10%	10%	8%
Sexual Behaviors			
Ever had sexual intercourse	25%	45%	48%
Had four or more sexual partners	5%	14%	15%
Used a condom at last sexual intercourse	61%	60%	62%
Used birth control pills at last sexual intercourse	33%	17%	16%
Drug Use			
Used marijuana in the past 30 days	8%	18%	20%
Used cocaine in their lifetime	3%	8%	7%
Used heroin in their lifetime	2%	4%	2%
Used methamphetamines in their lifetime	1%	6%	4%
Used steroids in their lifetime	2%	5%	4%
Used prescription medication in order to get high or feel good	9%	N/A	N/A
Used inhalants in order to get high in their lifetime	9%	12%*	13%
Used a needle to inject drugs in their lifetime	1%	3%	2%
Offered, sold or given an illegal drug on school property during the past 12 months	10%	27%	22%

N/A= not available

*2005 YRBS Data

Adult Data Summary

Adult Variables	Auglaize County 2008	Ohio 2007	U.S. 2007
Alcohol Consumption			
Had at least one alcoholic beverage in past month	57%	54%	55%
Binged in past month (5 or more drinks in a couple of hours on an occasion)	20%	17%	16%
Tobacco Use			
Current smoker (currently smoke some or all days)	18%	23%	20%
Former smoker (smoked 100 cigarettes in lifetime & now do not smoke)	22%	25%	24%
Arthritis, Asthma and Diabetes			
Has been diagnosed with arthritis	27%	32%	28%
Has been diagnosed with asthma	9%	13%	13%
Has been diagnosed with diabetes	8%	10%	8%
Hypertension and Cholesterol Awareness			
Has been diagnosed with high blood pressure	35%	28%	28%
Has been diagnosed with high blood cholesterol	30%	40%	38%
Health Care Access			
Has health care coverage	94%	88%	86%
Visited a doctor for a routine checkup in past year	45%	N/A	N/A
Health Status			
Rated general health as fair or poor	11%	16%	15%
Preventive Behaviors (comparative data from 2006 and 2007)			
Has had a flu shot in past 12 months	38%	N/A	N/A
Age 65 plus having had a pneumonia vaccine in lifetime	65%	70%	67%
Dental visit within past year	63%	73%	70%
Had mammogram in past year	33%	N/A	N/A
Had clinical breast exam in past year	55%	N/A	N/A
Weight Control			
Obese	33%	28%	26%
Overweight	39%	35%	37%

N/A= not available

Demographics

Auglaize County Population by Age Groups and Gender U.S. Census 2000

Category	Total	Males	Females
Auglaize County	46,611	22,889	23,722
0-4 years	3,164	1,618	1,546
1-4 years	2,517	1,294	1,223
< 1 year	647	324	323
1-2 years	1,251	639	612
3-4 years	1,266	655	611
5-9 years	3,583	1,957	1,848
5-6 years	1,350	712	638
7-9 years	2,233	1,245	1,210
10-14 years	3,805	1,957	1,848
10-12 years	2,262	1,192	1,070
13-14 years	1,543	765	778
12-18 years	5,333	2,276	2,668
15-19 years	3,602	1,805	1,797
13-15 years	2,352	1,169	1,183
15-17 years	2,321	1,161	1,160
16-18 years	2,218	1,109	1,109
18-19 years	1,281	644	637
19-20 years	1,062	550	512
20-24 years	2,350	1,231	1,119
25-29 years	2,670	1,343	1,327
30-34 years	3,107	1,525	1,582
35-39 years	3,581	1,786	1,795
40-44 years	3,792	1,944	1,848
45-49 years	3,546	1,795	1,751
50-54 years	2,814	1,412	1,402
55-59 years	2,154	1,053	1,101
60-64 years	1,751	834	917
65-69 years	1,597	709	888
70-74 years	1,656	746	910
75-79 years	1,453	612	841
80-84 years	1,039	392	647
85-89 years	624	177	447
90 years & over	323	67	256
Total 85 years and over	947	244	703
Total 65 years and over	6,692	2,703	3,989
Total 19 years and over	33,738	16,270	17,468

Auglaize County Profile

General Demographic Characteristics (Source: U.S. Census Bureau, Census 2000)

Total Population

2007 Total Population Estimate (July 1)	46,429	(100%)
2000 Total Population	46,611	(100%)
1990 Total Population	44,585	(100%)

Largest City-Wapakoneta

2000 Total Population	9,474	(100%)
1990 Total Population	9,214	(100%)

Population By Race/Ethnicity

Total Population	46,611	(100%)
White Alone	45,735	(98.1%)
Two or more races	385	(0.8%)
Hispanic or Latino (of any race)	310	(0.7%)
Asian	189	(0.4%)
African American	110	(0.2%)
American Indian and Alaska native	86	(0.2%)

Population By Age

Under 5 years	3,164	(6.8%)
5 to 17 years	9,709	(20.8%)
18 to 24 years	3,631	(7.9%)
25 to 44 years	13,150	(28.2%)
45 to 64 years	10,265	(22.0%)
65 years and more	6,692	(14.4%)

Household By Type

Total Households	17,376	(100%)
Family Households (families)	12,776	(73.5%)
With own children <18 years	6,127	(35.3%)
Married-Couple Family Households	10,792	(62.1%)
With own children <18 years	4,898	(28.2%)
Female Householder, No Husband Present	1,359	(7.8%)
With own children <18 years	850	(4.9%)

Auglaize County Profile

General Demographic Characteristics (Source: U.S. Census Bureau, Census 2000)

Household By Type Continued

Non-family Households	4,600 (26.5%)
Householder living alone	4,057 (23.3%)
Householder 65 years and >	1,831 (10.5%)
Households With Individuals < 18 years	6,449 (37.1%)
Households With Individuals 65 years and >	4,346 (25.0%)
Average Household Size	2.62 people
Average Family Size	3.11 people

Housing Occupancy

Total Housing Units	18,470 (100%)
Occupied Housing Units	17,376 (94.1%)
Vacant Housing Units	1,094 (5.9%)

Housing Tenure

Occupied Housing Units	17,376 (100%)
Owner-Occupied Housing Units	13,436 (77.9%)
Renter-Occupied Housing Units	3,840 (22.1%)

Median Value of Owner-Occupied Units	\$90,600
Median Monthly Owner Costs (With Mortgage)	\$816
Median Monthly Owner Costs (Not Mortgaged)	\$240
Median Gross Rent for Renter-Occupied Units	\$457
Median Rooms Per Housing Unit	6.3

Total Housing Units	18,470
No Telephone Service	136
Lacking Complete Plumbing Facilities	46
Lacking Complete Kitchen Facilities	39

Auglaize County Profile

Selected Social Characteristics (Source: U.S. Census Bureau, Census 2000)

School Enrollment

Population 3 Years and Over Enrolled In School	12,239 (100%)
Nursery & Preschool	813 (6.6%)
Kindergarten	701 (5.7%)
Elementary School (Grades 1-8)	6,100 (49.8%)
High School (Grades 9-12)	3,076 (25.1%)
College or Graduate School	1,549 (12.7%)

Educational Attainment

Population 25 Years and Over	30,093 (100%)
< 9 th Grade Education	1,160 (3.9%)
9 th to 12 th Grade, No Diploma	3,151 (10.5%)
High School Graduate (Includes Equivalency)	14,317 (47.6%)
Some College, No Degree	4,912 (16.3%)
Associate Degree	2,506 (8.3%)
Bachelor's Degree	2,658 (8.8%)
Graduate Or Professional Degree	1,389 (4.6%)
Percent High School Graduate or Higher	25,782 (85.7%)
Percent Bachelor's Degree or Higher	4,047 (13.4%)

Marital Status

Population 15 Years and Over	36,083 (100%)
Never Married	7,601 (21.1%)
Now Married, Excluding Separated	22,412 (62.1%)
Separated	235 (0.7%)
Widowed	2,892 (8.0%)
Female	2,444 (6.8%)
Divorced	4,972 (10.9%)
Female	2,943 (8.2%)

Grandparents As Caregivers

Grandparent Living in Household with 1 or more own grandchildren <18 years	403 (100%)
Grandparent Responsible for Grandchildren	233 (57.8%)

Veteran Status

Civilian Population 18 Years and Over	33,828 (100%)
Civilian Veterans	4,736 (13.7%)

Auglaize County Profile

Selected Social Characteristics Continued (Source: U.S. Census Bureau, Census 2000)

Disability Status of the Civilian Non-institutionalized Population

Population 5 to 15 Years	8,150 (100%)
With a Disability	477 (5.8%)
Population 21 to 64 Years	25,215 (100%)
With a Disability	3,629 (14.4%)
Percent Employed	65.9%
No Disability	21,586 (85.6%)
Percent Employed	84.8%
Population 65 Years and Over	6,149 (100%)
With a Disability	2,316 (37.7%)

Selected Economic Characteristics (Source: U.S. Census Bureau, Census 2000)

Employment Status

Population 16 Years and Over	35,348 (100%)
In Labor Force	24,406 (69.0%)
Not In Labor Force	10,942 (31.0%)
Females 16 Years and Over	18,217 (100%)
In Labor Force	11,219 (61.6%)
Population Living With Own Children <6 Years	3,635 (100%)
All Parents In Family In Labor Force	2,500 (68.8%)

Employment Numbers By Occupation

Employed Civilian Population 16 Years and Over	23,631 (100%)
Occupations	
Production, Transportation, and Material Moving Occupations	6,573 (27.8%)
Management, Professional, and Related Occupations	6,238 (26.4%)
Sales and Office Occupations	5,031 (21.3%)
Service Occupations	3,414 (14.4%)
Construction, Extraction, and Maintenance Occupations	2,164 (9.2%)
Farming, Fishing, and Forestry Occupations	211 (0.9%)

Auglaize County Profile

Selected Economic Characteristics Continued (Source: U.S. Census Bureau, Census 2000)

Leading Industries

Employed Civilian Population 16 Years and Over	23,631 (100%)
Agriculture, Forestry, Fishing and Hunting, and Mining	724 (3.1%)
Manufacturing	7,646 (32.4%)
Educational, Health and Social Services	4,031 (17.1%)
Retail Trade	2,272 (9.6%)
Arts, Entertainment, Recreation, Accommodation, & Food Services	1,510 (6.4%)
Construction	1,381 (5.8%)
Other Services (except public administration)	1,375 (5.8%)

Class of Worker

Employed Civilian Population 16 Years and Over	23,631 (100%)
Private Wage and Salary Workers	17,626 (74.6%)
Government Workers	2,543 (10.8%)
Self-Employed Workers in Own Not Incorporated Business	1,423 (6.0%)
Unpaid Family Workers	107 (0.5%)

Median Earnings

Male, Full-time, Year-Round Workers	\$37,024
Female, Full-time, Year-Round Workers	\$23,809

Income In 1999

Households	17,441 (100%)
< \$10,000	926 (5.3%)
\$10,000 to \$14,999	1,070 (6.1%)
\$15,000 to \$19,999	1,025 (5.9%)
\$20,000 to \$24,999	1,182 (6.8%)
\$25,000 to \$29,999	1,127 (6.5%)
\$30,000 to \$34,999	1,273 (7.3%)
\$35,000 to \$39,999	1,306 (7.5%)
\$40,000 to \$44,999	1,125 (6.5%)
\$45,000 to \$49,999	1,244 (7.1%)
\$50,000 to \$59,999	1,726 (9.9%)
\$60,000 to \$74,999	2,143 (12.3%)
\$75,000 to \$99,999	1,927 (11.0%)
\$100,000 to \$124,999	749 (4.3%)
\$125,000 to \$149,999	194 (1.1%)
\$150,000 or \$199,999	203 (1.2%)
\$200,000 or more	221 (1.3%)

Median Household Income

\$43,367

Auglaize County Profile

Selected Economic Characteristics Continued (Source: U.S. Census Bureau, Census 2000)

Income In 1999

Families	12,840 (100%)
< \$10,000	449 (3.5%)
\$10,000 to \$14,999	352 (2.7%)
\$15,000 to \$19,999	407 (3.2%)
\$20,000 to \$24,999	665 (5.2%)
\$25,000 to \$29,999	804 (6.3%)
\$30,000 to \$34,999	811 (6.3%)
\$35,000 to \$39,999	1,041 (8.1%)
\$40,000 to \$44,999	839 (6.5%)
\$45,000 to \$49,999	1,048 (8.2%)
\$50,000 to \$59,999	1,394 (10.9%)
\$60,000 to \$74,999	1,967 (15.3%)
\$75,000 to \$99,999	1,778 (13.8%)
\$100,000 to \$124,999	719 (5.6%)
\$125,000 to \$149,999	181 (1.4%)
\$150,000 or \$199,999	188 (1.5%)
\$200,000 or more	197 (1.5%)

Median Household Income ***\$50,024***

Income In 1999

Per Capita Income ***\$19,593***

Poverty Status In 1999

	<i>Number Below Poverty Level</i>	<i>% Below Poverty Level</i>
Families	628	4.9%
Individuals	2,814	6.2%

Bureau of Economic Analysis (BEA) Per Capita Personal Income Figures

BEA Per Capita Income 2006	\$31,516
BEA Per Capita Income 2005	\$30,133
BEA Per Capita Income 2004	\$29,822
BEA Per Capita Income 2000	\$28,020
BEA Per Capita Income 1996	\$22,204

BEA Per Capita Income Rank

1996	26 th of the 88 Ohio counties
2006	23 rd of the 88 Ohio counties

(BEA PCI figures are greater than Census figures for comparable years because including deductions for retirement, Medicaid, Medicare payments, and the value of food stamps, among other things)

Auglaize County Profile

Selected Poverty Related Statistics

Category	Auglaize	Ohio
Persons of All Ages - Below 150% of Poverty Threshold, 2003/2004	8,047	3,117,220
Children (under 18) - Below 150% of Poverty Threshold, 2003/2004	2,564	932,824
Persons 18 and Older - Below 150% of Poverty Threshold, 2003/2004	5,483	2,184,396
Total Employment, Second Quarter 2000-2006	578 (2.9%)	-189,976 (-3.5%)
Mean Earnings of a Job, Second Quarter of 2006	\$32,666	\$36,685

(Source: The State of Poverty in Ohio 2006, Ohio Association of Community Action Agencies, 2007 Annual Report)

Employment Statistics

Category	Auglaize	Ohio
Labor Force	26,400	5,936,100
Employed	25,100	5,574,300
Unemployed	1,300	361,900
Unemployment Rate* in Mar 2008	4.8	6.1
Unemployment Rate* in Feb 2008	4.8	6.0
Unemployment Rate* in Mar 2007	4.3	5.6

* Rate equals unemployment divided by labor force.
(Source: Ohio Department of Job and Family Services, Mar 2008)